



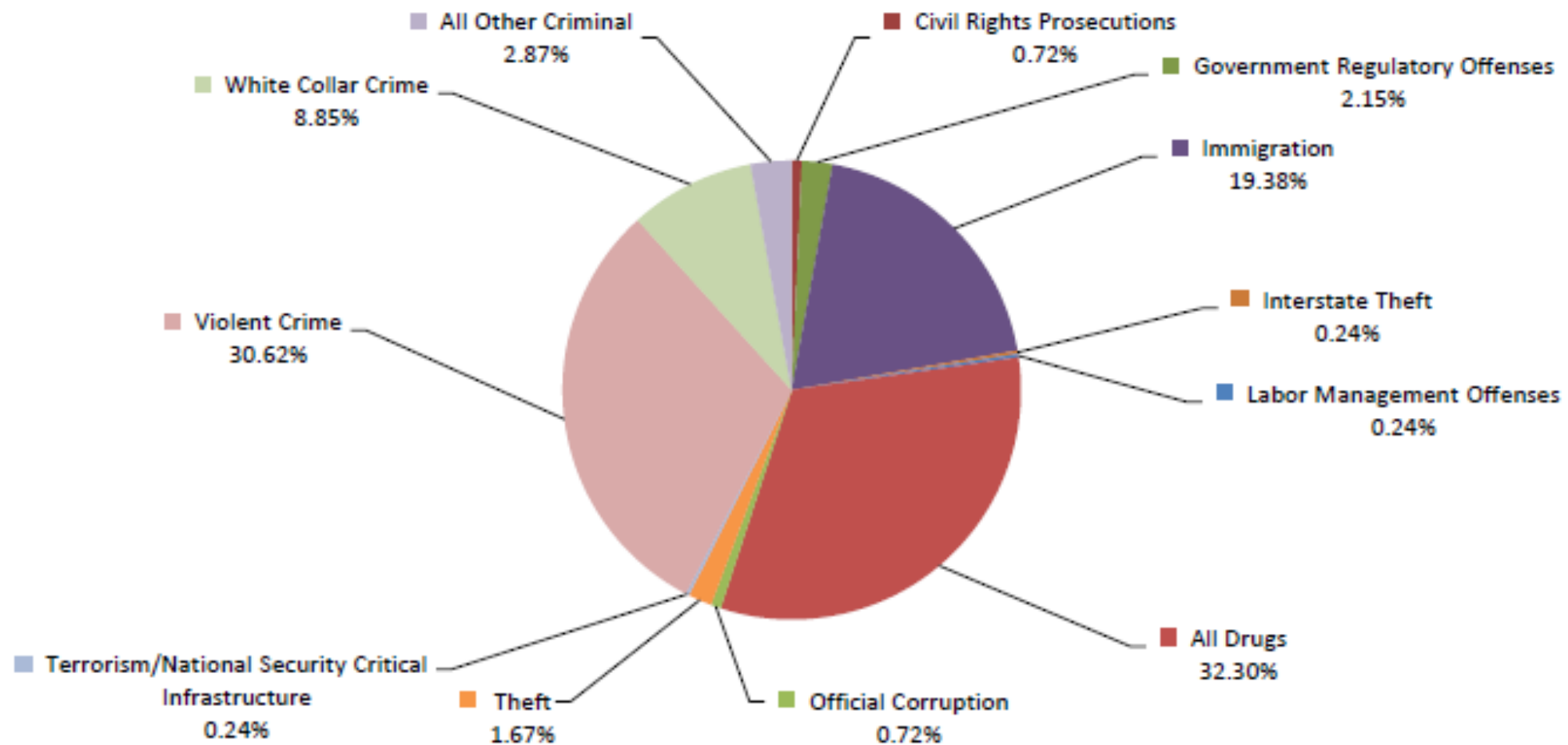
United States Attorney's Office
Eastern District of Texas

United States Attorneys -- Criminal Caseload Statistics

Eastern District of Texas

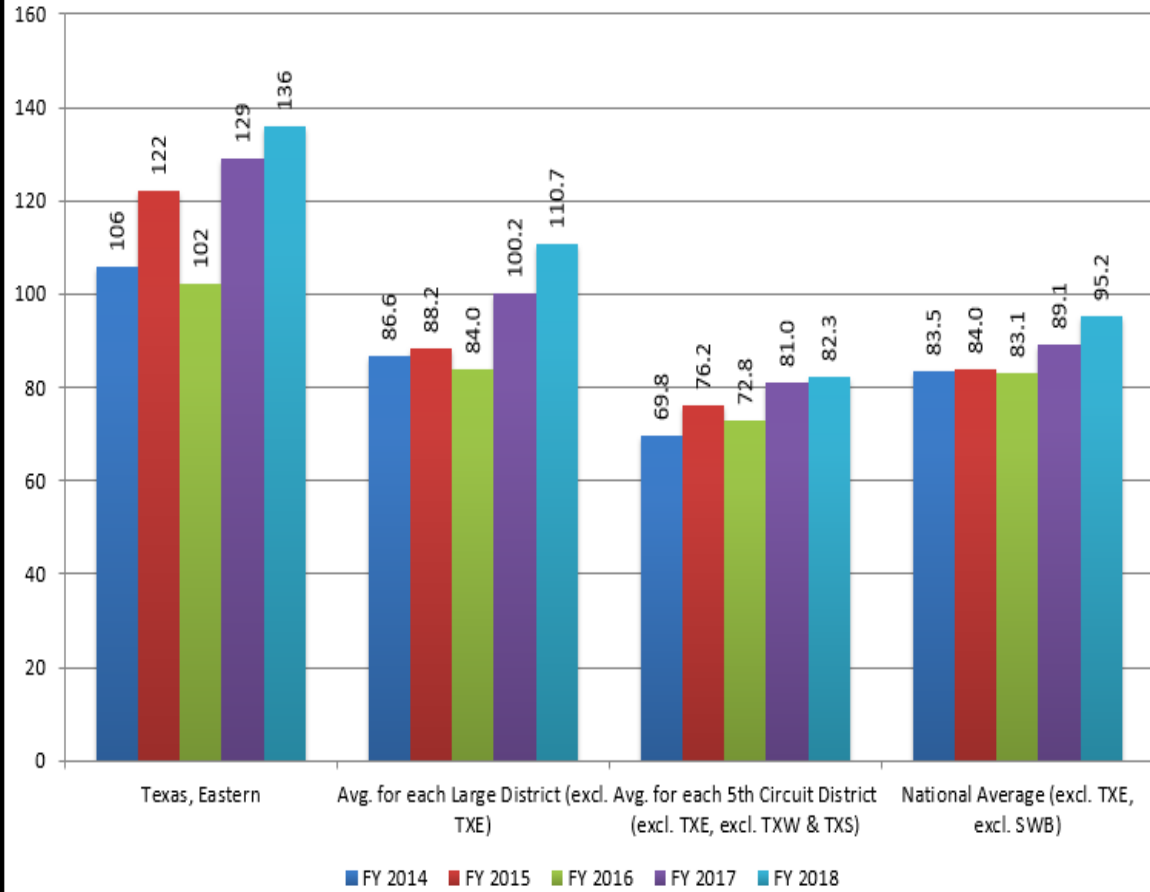
Cases Filed by Program Category

Fiscal Year 2018

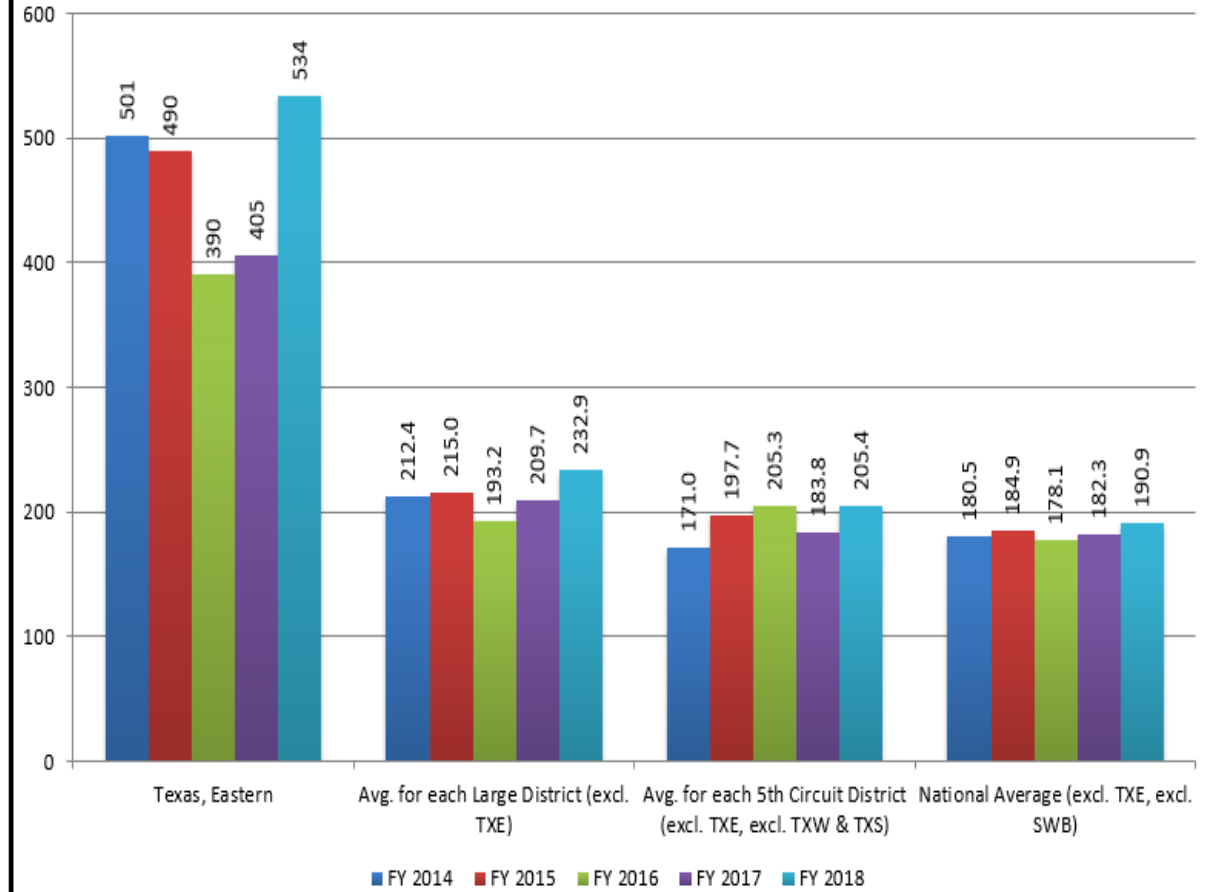


Total:
419

All Drugs (incl. Money Laundering-Narcotics) Cases Filed



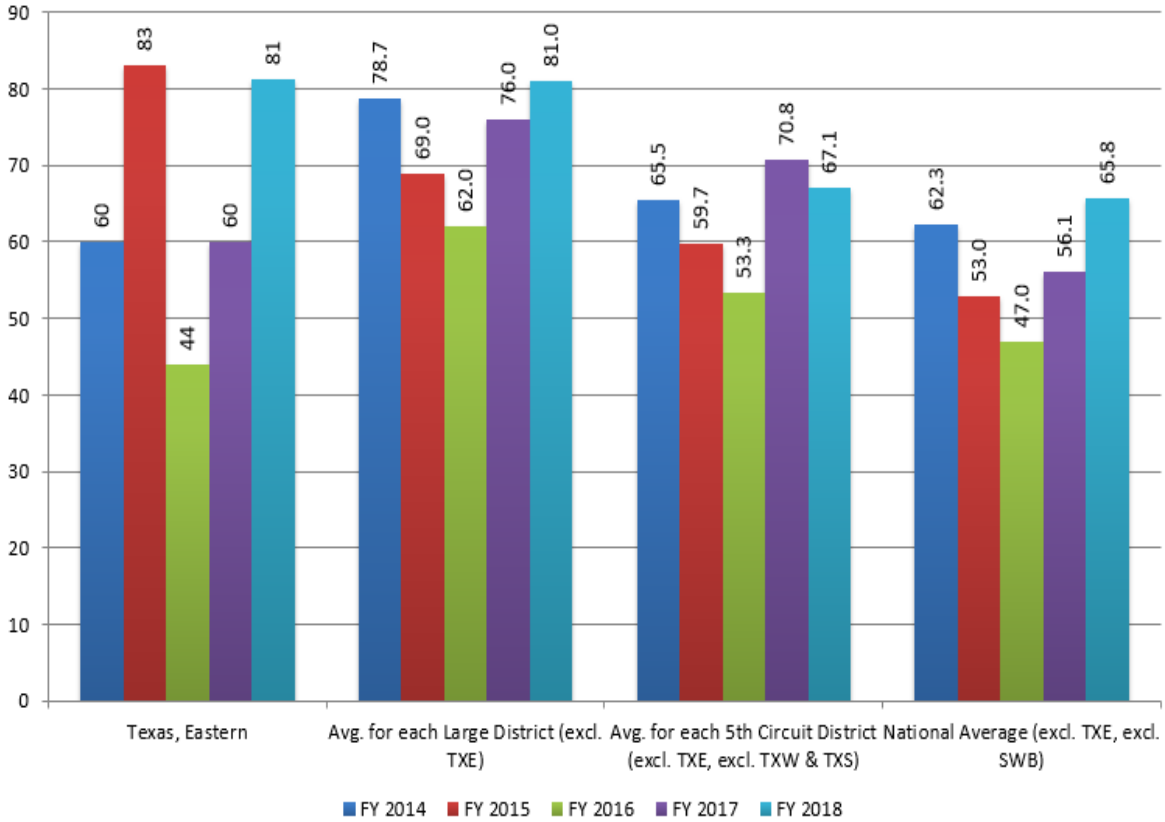
All Drugs (incl. Money Laundering-Narcotics) Defendants Filed



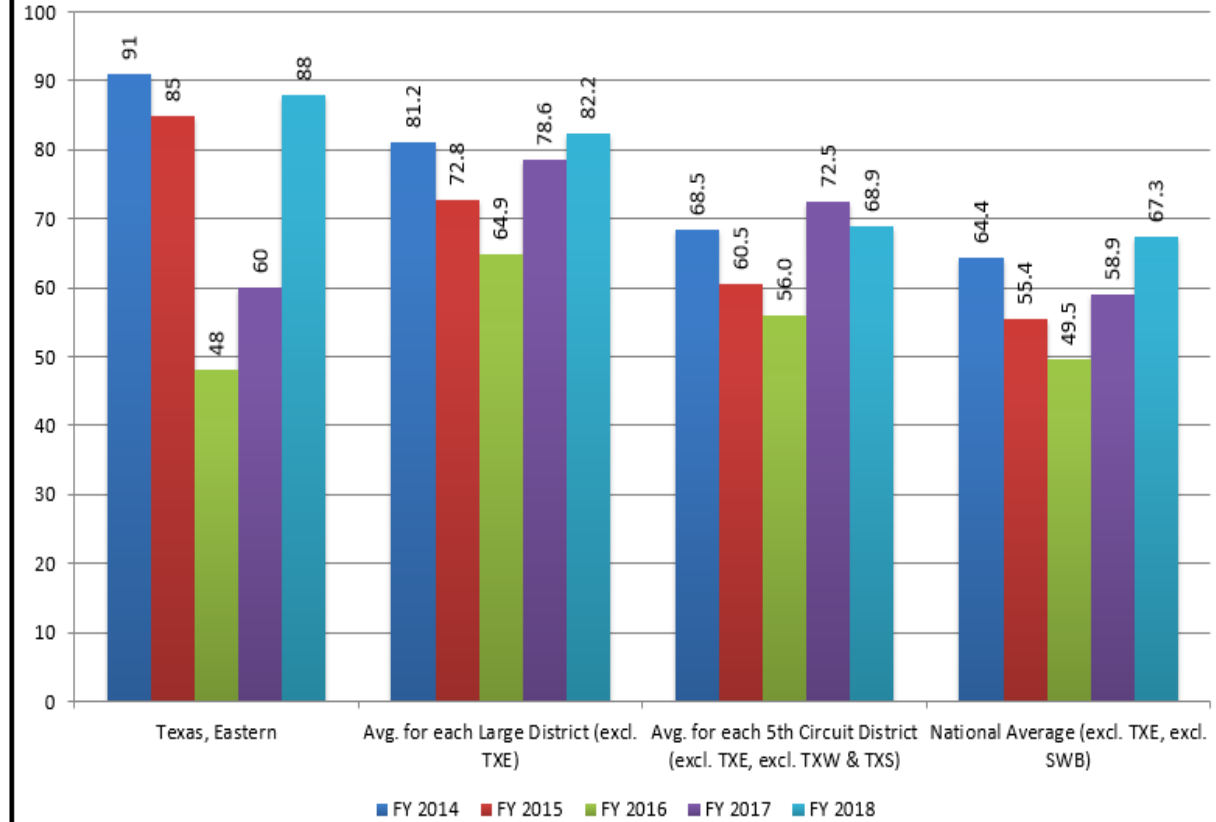
All Drugs (incl. Money Laundering-Narcotics)	Rank among the 24 Large Districts					Rank among the 9 Districts in the 5th Circuit					National Rank				
	FY 2014	FY 2015	FY 2016	FY 2017	FY 2018	FY 2014	FY 2015	FY 2016	FY 2017	FY 2018	FY 2014	FY 2015	FY 2016	FY 2017	FY 2018
Rank, Volume of Cases Filed	6	3	7	7	6	4	4	4	4	4	28	20	25	20	21
Rank, Volume of Defendants Filed	2	1	2	2	1	4	4	4	4	4	10	10	11	11	9

All Drugs (incl. Money Laundering-Narcotics) cases make up 28% of all criminal Cases Filed in TXE over the past 5 years. By comparison, All Drugs (incl. Money Laundering-Narcotics) cases make up 21% of all criminal Cases Filed in Large Districts, 24% of all criminal Cases Filed in the 5th Circuit, and 24% of all criminal Cases Filed nationally. See pie charts at the bottom of the Dashboard for more information.

Immigration Cases Filed



Immigration Defendants Filed



Immigration	Rank among the 24 Large Districts					Rank among the 9 Districts in the 5th Circuit					National Rank				
	FY 2014	FY 2015	FY 2016	FY 2017	FY 2018	FY 2014	FY 2015	FY 2016	FY 2017	FY 2018	FY 2014	FY 2015	FY 2016	FY 2017	FY 2018
Rank, Volume of Cases Filed	14	9	14	13	12	4	4	5	4	4	35	22	36	31	29
Rank, Volume of Defendants Filed	11	8	14	13	12	4	4	5	4	4	26	21	35	31	29

Immigration cases make up 16% of all criminal Cases Filed in TXE over the past 5 years. By comparison, Immigration cases make up 16% of all criminal Cases Filed in Large Districts, 20% of all criminal Cases Filed in the 5th Circuit, and 15% of all criminal Cases Filed nationally. See pie charts at the bottom of the Dashboard for more information.